

**St. Michael's Multicultural  
Anglican Church** ... in Mount Pleasant

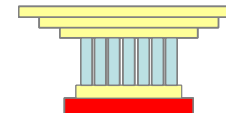


A Parish of  
The Diocese of  
New Westminster  
ANGLICAN CHURCH OF CANADA

409 E. Broadway  
Vancouver, BC V5T 1W8 604.876-8191  
stmichaels\_in\_mountainpleasant@hotmail.com

St. Michael's Ratified 2018 Project Plan

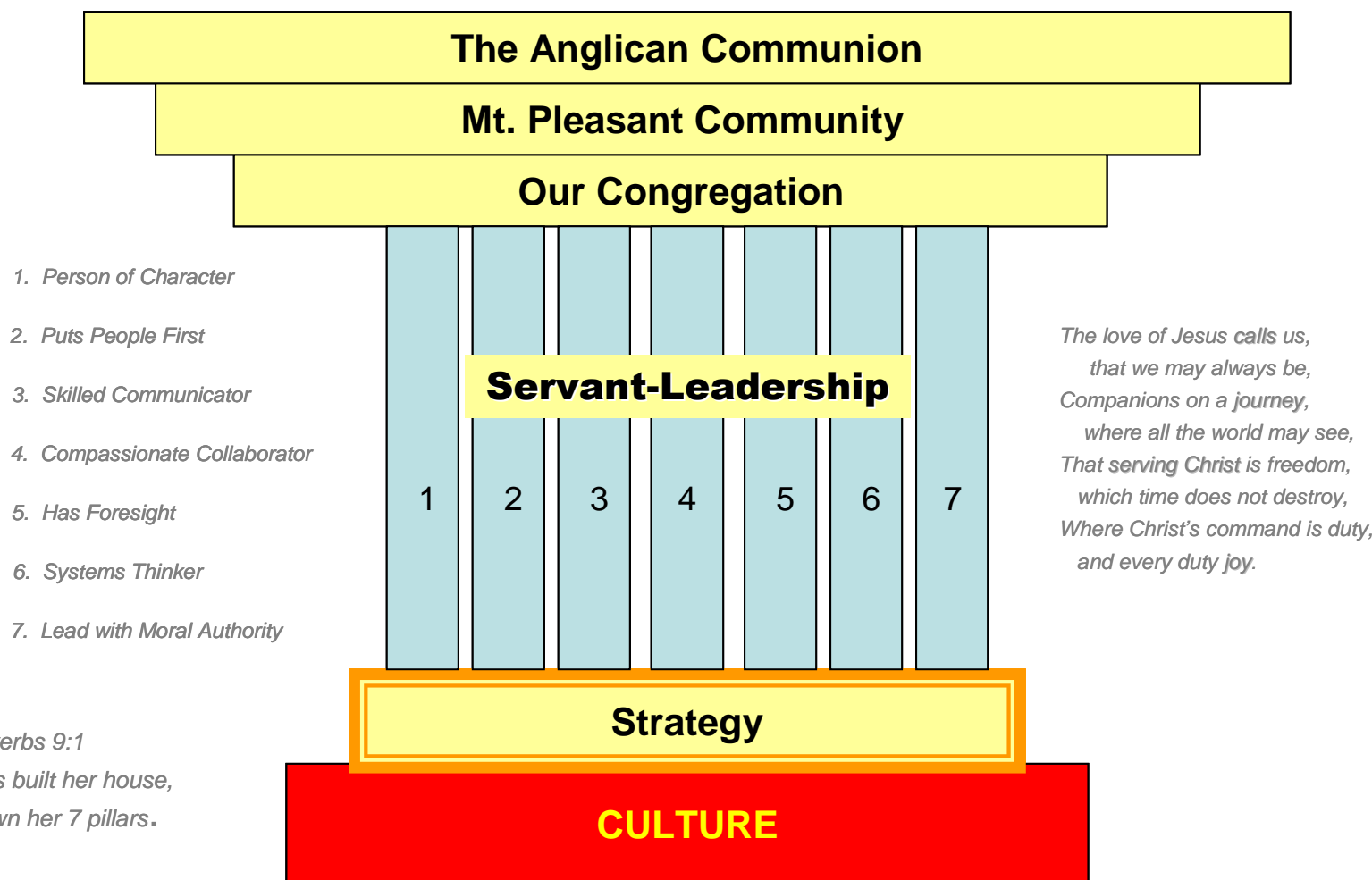
2018



# STRATEGY & LEADERSHIP

in a

COMMUNITY & CULTURAL Context

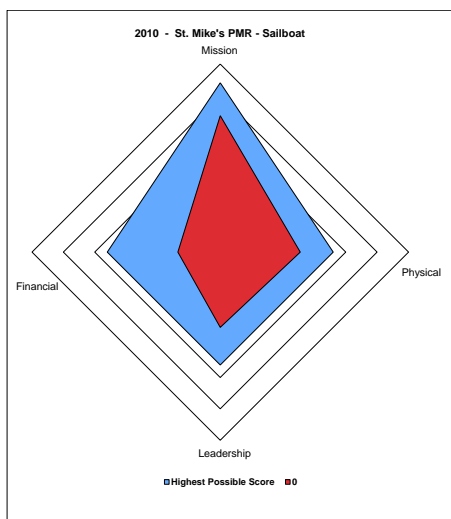


**MARCH 8-10, 2013 - ST. MICHAEL'S 2018 STRATEGIC PLANNING PROJECT - YEAR 2 KELOWNA WORKSHOP**



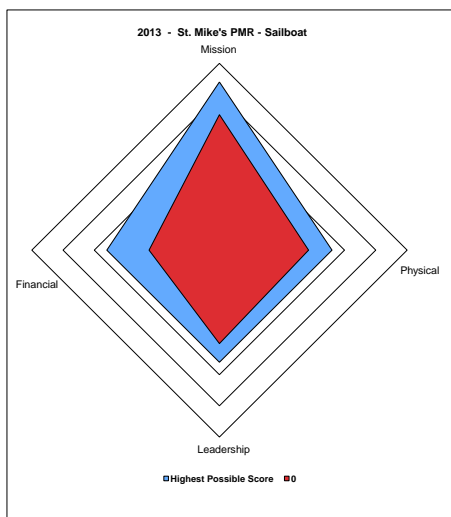
*Participants/Attendees (left to right) - Brigitte Laweng, Bart Alatan, Michiko & Greg Tatchell, Rev. Wilmer Toyoken, Moses Kajoba, Terry & Marg Cutforth, Brigitte Castro, plus Sandra Baldo (photographer)*

# ST. MICHAEL'S 2018 STRAT PLAN – **MACRO** - 2010-2013-2018 PMR SAILS



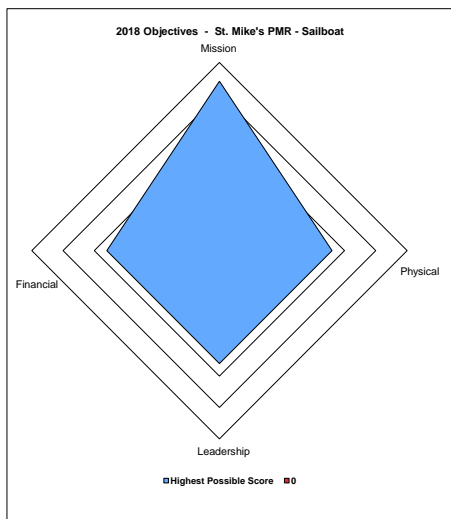
**2010**

	Highest Possible Score	0
Mission	54	43.5
Physical	36	25.5
Leadership	36	24
Financial	36	13.5
TOTAL	162	106.5



**2013**

	Highest Possible Score	0
Mission	54	43.5
Physical	36	28.5
Leadership	36	30
Financial	36	22.5
TOTAL	162	124.5

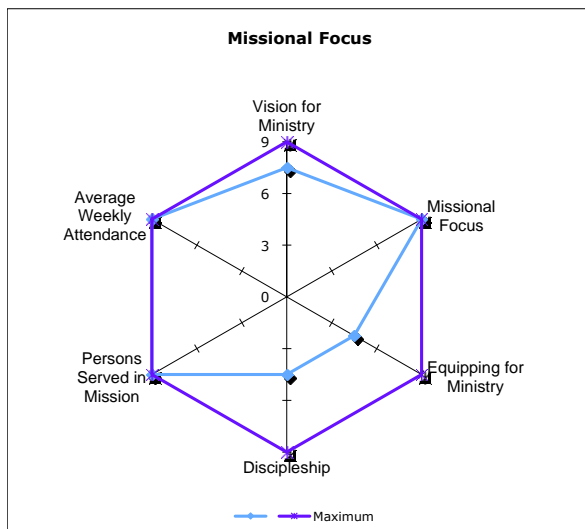


**2018**

	Highest Possible Score	2018 Target
Mission	54	?
Physical	36	?
Leadership	36	?
Financial	36	?
TOTAL	162	?

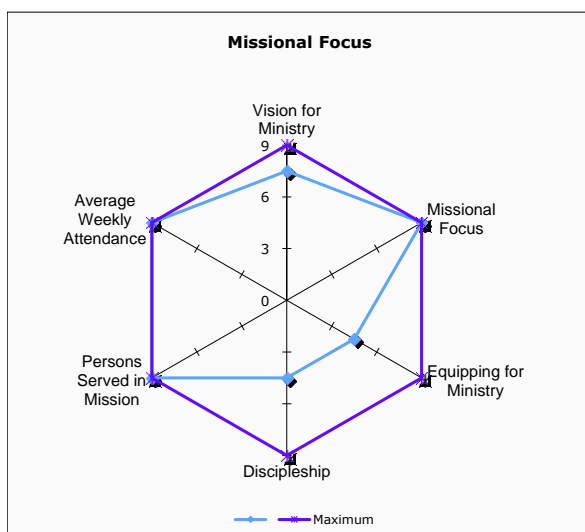
# ST. MICHAEL'S 2018 STRAT PLAN - MISSION - 2010-2013-2018 PMR SAILS

WORKSHOP LEADERS: WILMER & BART



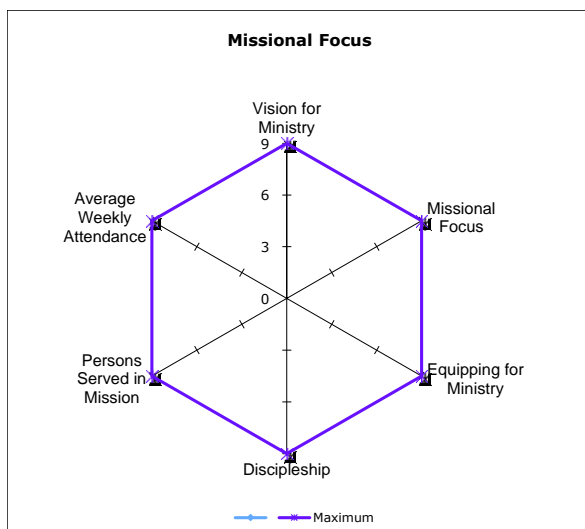
**2010**

MISSIONAL FOCUS					
Factor	Score	0	3	6	9
Vision for Ministry	7.5	0	3	6	9
Missional Focus	9	0	3	6	9
Equipping for Ministry	4.5	0	3	6	9
Discipleship	4.5	0	3	6	9
Persons Served in Mission	9	0	3	6	9
Average Weekly Attendance	9	0	3	6	9
TOTAL	43.5				



**2013**

MISSIONAL FOCUS					
Factor	Score	0	3	6	9
Vision for Ministry	7.5	0	3	6	9
Missional Focus	9	0	3	6	9
Equipping for Ministry	4.5	0	3	6	9
Discipleship	4.5	0	3	6	9
Persons Served in Mission	9	0	3	6	9
Average Weekly Attendance	9	0	3	6	9
TOTAL	43.5				

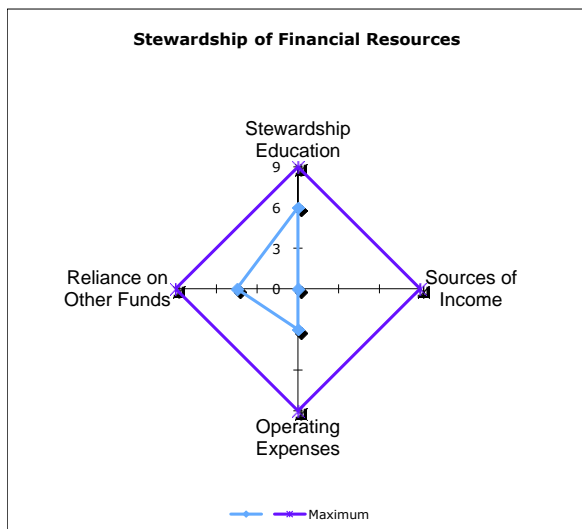


**2018**

MISSIONAL FOCUS					
Factor	Score	0	3	6	9
Vision for Ministry		0	3	6	9
Missional Focus		0	3	6	9
Equipping for Ministry		0	3	6	9
Discipleship		0	3	6	9
Persons Served in Mission		0	3	6	9
Average Weekly Attendance		0	3	6	9
TOTAL	0				

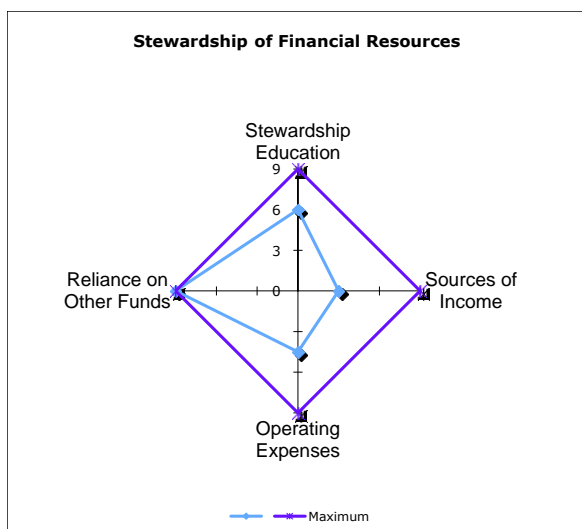
ST. MICHAEL'S 2018 STRAT PLAN - **FINANCIAL** - 2010-2013-2018 PMR SAILS

WORKSHOP LEADERS: MOSES & GREG




**2010**

STEWARDSHIP OF FINANCIAL RESOURCES					
Factor	Score	0	3	6	9
Stewardship Education	6	0	3	6	9
Sources of Income	0	0	3	6	9
Operating Expenses	3	0	3	6	9
Reliance on Other Funds	4.5	0	3	6	9
TOTAL	13.5				



**2013**

STEWARDSHIP OF FINANCIAL RESOURCES					
Factor	Score	0	3	6	9
Stewardship Education	6	0	3	6	9
Sources of Income	3	0	3	6	9
Operating Expenses	4.5	0	3	6	9
Reliance on Other Funds	9	0	3	6	9
TOTAL	22.5				



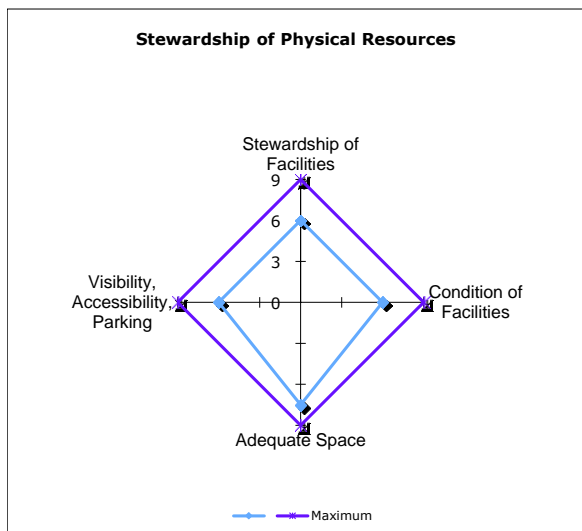
**2018**

STEWARDSHIP OF FINANCIAL RESOURCES					
Factor	Score	0	3	6	9
Stewardship Education	9	0	3	6	9
Sources of Income	0	0	3	6	9
Operating Expenses	0	0	3	6	9
Reliance on Other Funds	0	0	3	6	9
TOTAL	0				



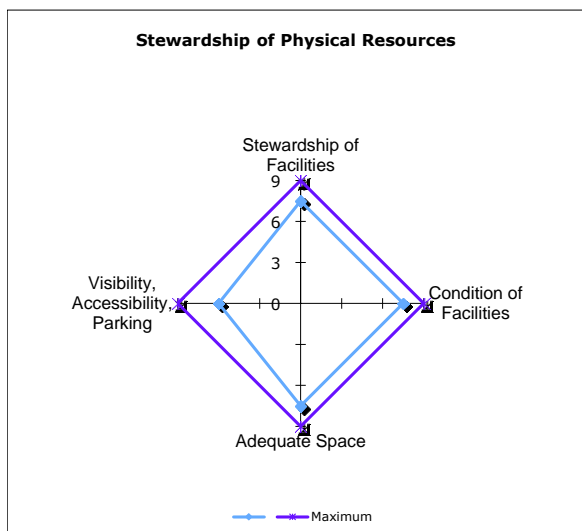
# ST. MICHAEL'S 2018 STRAT PLAN - **PHYSICAL** - 2010-2013-2018 PMR SAILS

WORKSHOP LEADERS: MOSES & BART



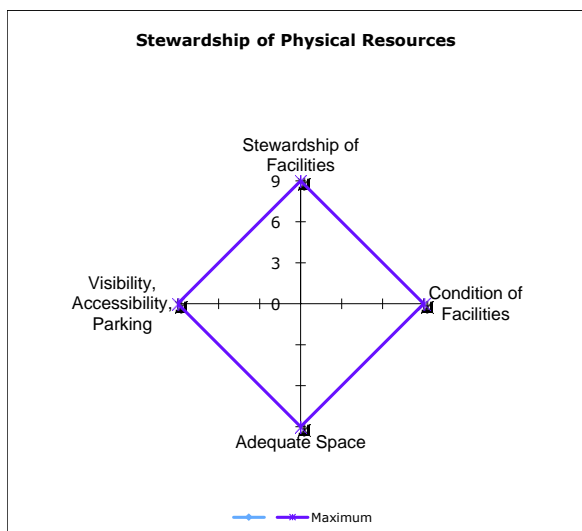
**2010**

STEWARDSHIP OF PHYSICAL RESOURCES					
Factor	Score	0	3	6	9
Stewardship of Facilities	6	0	3	6	9
Condition of Facilities	6	0	3	6	9
Adequate Space	7.5	0	3	6	9
Visibility, Accessibility, Parking	6	0	3	6	9
TOTAL	25.5				



**2013**

STEWARDSHIP OF PHYSICAL RESOURCES					
Factor	Score	0	3	6	9
Stewardship of Facilities	7.5	0	3	6	9
Condition of Facilities	7.5	0	3	6	9
Adequate Space	7.5	0	3	6	9
Visibility, Accessibility, Parking	6	0	3	6	9
TOTAL	28.5				

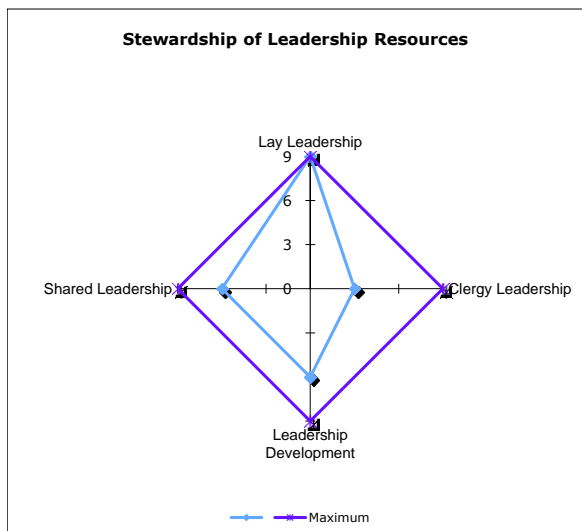


**2018**

STEWARDSHIP OF PHYSICAL RESOURCES					
Factor	Score	0	3	6	9
Stewardship of Facilities		0	3	6	9
Condition of Facilities		0	3	6	9
Adequate Space		0	3	6	9
Visibility, Accessibility, Parking		0	3	6	9
TOTAL	0				

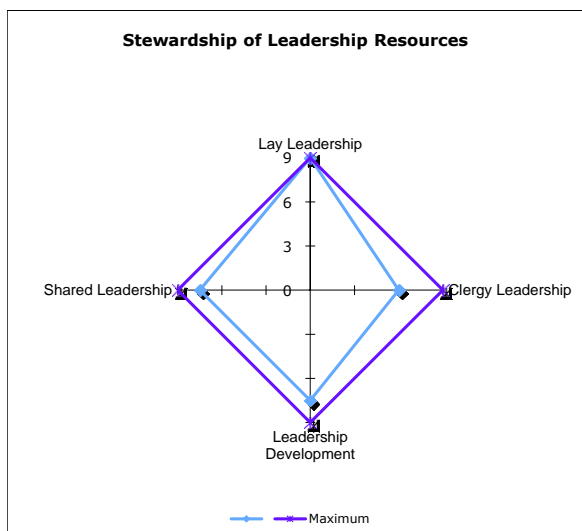
ST. MICHAEL'S 2018 STRAT PLAN - **LEADERSHIP** - 2010-2013-2018 PMR SAILS

WORKSHOP LEADERS: WILMER & GREG



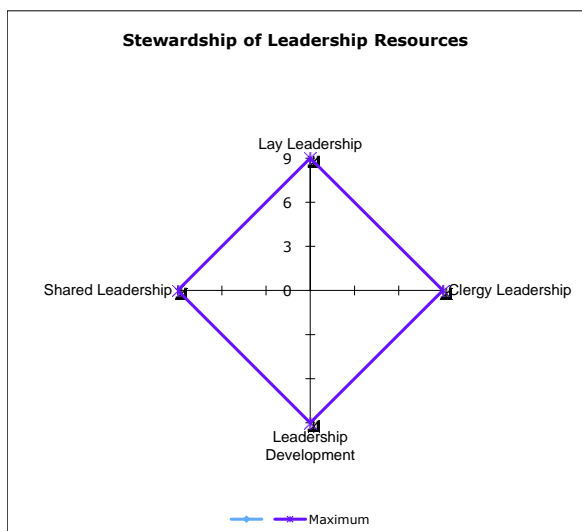
**2010**

STEWARDSHIP OF LEADERSHIP RESOURCES					
Factor	Score	0	3	6	9
Lay Leadership	9	0	3	6	9
Clergy Leadership	3	0	3	6	9
Leadership Development	6	0	3	6	9
Shared Leadership	6	0	3	6	9
TOTAL	24				



**2013**

STEWARDSHIP OF LEADERSHIP RESOURCES					
Factor	Score	0	3	6	9
Lay Leadership	9	0	3	6	9
Clergy Leadership	6	0	3	6	9
Leadership Development	7.5	0	3	6	9
Shared Leadership	7.5	0	3	6	9
TOTAL	30				



**2018**

STEWARDSHIP OF LEADERSHIP RESOURCES					
Factor	Score	0	3	6	9
Lay Leadership		0	3	6	9
Clergy Leadership		0	3	6	9
Leadership Development		0	3	6	9
Shared Leadership		0	3	6	9
TOTAL	0				

# St. Michael's 2018 Strategic Planning Initiative

PMR Scoring - Historical, Current & Objectives (2010, 2013 and 2018)

16-May-2013

As validated by WT, MK, BA & GT  
for ratification by Church Council.

Historical

**2010**

Paul B.

Current

**2013**

Kelowna

Objective

**2018**

WORKSHOP LEADERS/SME's - Wilmer & Bart							
MISSION	1	Vision	7.5	7.5	?	May 2013	
	2	Missional Focus	9.0	9.0	?		
	3	Equipping 4 Ministry	4.5	4.5	?		
	4	Discipleship	4.5	4.5	?		
	5	Persons Served in Mission	9.0	9.0	?		
	6	Avg. Weekly Attendance	9.0	9.0	?		
Composite			<b>43.5</b>	<b>43.5</b>			

WORKSHOP LEADERS/SME's - Moses & Greg							
FINANCE	7	Stewardship Education	6.0	6.0	?	June 2013	
	8	Sources of Income	0.0	3.0	?		
	9	Operating Expenses	3.0	4.5	?		
	10	Reliance on Other Funds	4.5	9.0	?		
Composite			<b>13.5</b>	<b>22.5</b>			

WORKSHOP LEADERS/SME's - Moses & Bart							
PHYSICAL	11	Stewardship of Facilities	6.0	7.5	?	June 2013	
	12	Condition of Facilities	6.0	7.5	?		
	13	Adequate Space & Facilities	7.5	7.5	?		
	14	Visibility, Access & Parking	6.0	6.0	?		
Composite			<b>25.5</b>	<b>28.5</b>			

WORKSHOP LEADERS/SME's - Wilmer & Greg							
LEADERSHIP	15	Lay Leadership	9.0	9.0	?	July 2013	
	16	Clergy Leadership	3.0	6.0	?		
	17	Leadership Development	6.0	7.5	?		
	18	Shared Leadership	6.0	7.5	?		
Composite			<b>24.0</b>	<b>30.0</b>			